

Balaton Park Circuit 4.075 m

Motul Hungarian Round, 1-3 May 2026
Results Race 1

Laps 9 = 36,675 Km - Time of Race 17'02.121 - Avg. 129,173 km/h

1 / 2

Pos	Grid	No. Rider	Nat	Team	Bike	LL	Gap	Rel.	Fastest Lap	Speed	Qualifying	Speed
1	4	6 M. HERRERA	ESP	Terra & Vita GRT Yamaha WorldWCR	Yamaha YZF-R7	9			1'52.686	196,0	1'52.264	194,2
2	2	36 B. NEILA	ESP	Ampito Crescent Yamaha	Yamaha YZF-R7	9	0.263	0.263	1'52.626	195,3	1'53.969	194,9
3	5	58 P. RAMOS	ESP	Klint Racing Team	Yamaha YZF-R7	9	0.414	0.151	1'52.544	198,2	1'52.826	189,8
4	1	96 R. PONZIANI	ITA	Klint Racing Team	Yamaha YZF-R7	9	2.355	1.941	1'52.674	197,4	1'53.587	191,8
5	7	12 M. SARAPUECH	THA	EEST NJT Racing Team	Yamaha YZF-R7	9	13.728	11.373	1'53.692	199,3	1'53.923	193,5
6	8	15 C. JONES	GBR	Monster Energy Crescent Yamaha	Yamaha YZF-R7	9	13.956	0.228	1'54.137	196,0	1'54.648	197,1
7	9	20 N. RIVERA	ESP	Terra & Vita GRT Yamaha WorldWCR	Yamaha YZF-R7	9	14.146	0.190	1'54.034	196,7	1'54.694	189,1
8	3	46 P. RUIZ	ESP	PR46+1 Racing Team	Yamaha YZF-R7	9	14.361	0.215	1'54.110	195,3	1'54.098	193,2
9	10	94 L. BOUDESSEUL	FRA	GMT94 Yamaha	Yamaha YZF-R7	9	14.570	0.209	1'54.002	198,5	1'54.705	192,9
10	11	83 A. MADRIGAL	MEX	Pons Italika Racing FIMLA	Yamaha YZF-R7	9	16.147	1.577	1'54.128	194,6	1'54.457	190,5
11	6	8 T. RELPH	AUS	Full Throttle Racing	Yamaha YZF-R7	9	18.074	1.927	1'54.379	194,6	1'54.167	188,5
12	12	66 K. DANAK	POL	Yamaha AD78 FIMLA	Yamaha YZF-R7	9	22.473	4.399	1'54.960	195,3	1'55.479	189,5
13	14	99 I. CARRENO	CHI	Pons Italika Racing FIMLA	Yamaha YZF-R7	9	25.540	3.067	1'54.330	194,6	1'56.502	195,3
14	13	11 Y. CERPA	ESP	MotosCerpa-Gradara Corse	Yamaha YZF-R7	9	27.970	2.430	1'55.615	192,9	1'55.622	195,3
15	18	88 D. DAL ZOTTO	ITA	PATA AG Motorsport Italia	Yamaha YZF-R7	9	28.131	0.161	1'55.186	197,4	1'57.200	194,2
16	15	16 L. MICHEL	GER	TSL-Racing	Yamaha YZF-R7	9	33.492	5.361	1'55.866	194,9	1'56.613	197,8
17	17	14 M. DOBBS	USA	VVS Sabadell Diva Racing	Yamaha YZF-R7	9	38.565	5.073	1'56.260	196,4	1'56.963	193,5
18	19	37 L. VIEILLARD	FRA	FT Racing Academy	Yamaha YZF-R7	9	38.643	0.078	1'56.500	193,2	1'57.330	193,9
19	24	22 M. GUARINO	ITA	Prata Motor Sport	Yamaha YZF-R7	9	50.688	12.045	1'58.024	191,8	1'58.573	188,2
20	21	26 K. HAND	GBR	Team Trasimeno	Yamaha YZF-R7	9	50.787	0.099	1'57.774	195,7	1'59.011	193,9
21	20	41 A. BARALE	ITA	Hadden Racing Team	Yamaha YZF-R7	9	51.324	0.537	1'57.932	191,8	1'57.980	191,8
22	22	44 P. SOWA	POL	Team Trasimeno	Yamaha YZF-R7	9	53.450	2.126	1'57.993	195,7	1'59.139	193,5
----- Not Classified -----												
RET	16	19 A. OUREDICKOVA	CZE	Daftmotoracing	Yamaha YZF-R7	8	1 Lap		1'55.706	193,9	1'56.847	192,5
RET	23	4 E. BONDI	FRA	FT Racing Academy	Yamaha YZF-R7	0						

AIR	Humidity:	34%	Temp:	23°C
TRACK	Condition:	Dry	Temp:	38°C

Records	Pole [SP]	2026	M.Herrera	1'52.264	130,674 Km/h
	Race [RC2]	2025	C.Jones	1'53.089	129,721 Km/h
	All Times [SP]	2026	M.Herrera	1'52.264	130,674 Km/h
Race Fastest Lap	[New Record]	Lap 8	P.Ramos	1'52.544	130,349 Km/h

LAP LEADERS				
No. Rider	From	To	Laps	Total
36 B. NEILA	1	2	2	
6 M. HERRERA	3	4	2	
36 B. NEILA	5	5	1	3
6 M. HERRERA	6	9	4	6

TOTAL LEADER LAPS		
No. Rider	Laps	
6 M. HERRERA	45	
36 B. NEILA	5	
58 P. RAMOS	1	

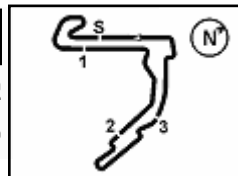
02/05/2026 13:12 13:33 The results are provisional until the end of the time limit for protests and appeals and the completion of the technical checks.

These data/results cannot be reproduced, stored and/or transmitted in whole or in part by any manner of electronic, mechanical, photocopying, recording, broadcasting or otherwise now known or herein after developed without the previous express consent by the copyright owner, except for reproduction in daily press and regular printed publications on sale to the public within 60 days of the event related to those data/results and always provided that copyright symbol appears together as follows below.

© DORNA WSBK ORGANIZATION Srl 2026

Clerk Of The Course: **Kocsik Tamas**
Publication Time: **13:57**





Motul Hungarian Round, 1-3 May 2026
Results Race 1

Race Highlights

Time	No. Rider	Description
12.45.00		Sighting Lap Started
12.57.59		Warm Up Lap Started
12.58.21	4 E. BONDI	#4 Crashed - Turn 1
12.58.51	4 E. BONDI	#4 Rejoined
12.59.18	4 E. BONDI	#4 Must immediately leave the track - Technical Problem
13.00.25	26 K. HAND	#26 Entered pit lane
13.00.37		START DELAYED - QUICK START TBA
13.00.49	4 E. BONDI	#4 Entered pit lane
13.01.39		START DELAYED - QUICK START
13.02.06		RACE WILL BE ON 9 LAPS
13.04.12	4 E. BONDI	#4 Will not take part in the race
13.10.21		Warm Up Lap Started
13.12.56		Start of Session
13.14.41		No Jump Starts
13.17.00	46 P. RUIZ	#46 Lap Time Cancelled [1'54.374] - Exceeded Track Limits - Turn 2/3 of Race Distance Completed
13.24.31		
13.24.50	11 Y. CERPA	#11 Lap Time Cancelled [1'55.869] - Exceeded Track Limits - Turn 2/3 of Race Distance Completed
13.25.30		WorldSSP Race 1 On Time
13.30.25		Yellow Flag Out - Turn 15-16
13.30.32	19 A. DUREDNIKOVA	#19 Crashed - Turn 15
13.30.39		Yellow Flag Out - Turn 17
13.30.58		Yellow Flag In - Turn 17
13.30.58		Riders Under Yellow Flag at Turn 17: #22 #26 #41 #44
13.31.02		Yellow Flag Out - Turn 15-16
13.31.11	19 A. DUREDNIKOVA	#19 Not Actively Competing
13.31.21		Podium Confirmed
13.31.50		Yellow Flag In - Turn 15-16
13.33.26		End of Session

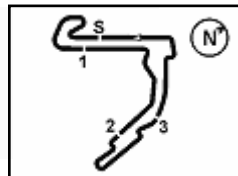
Start 13:12 End 13:33 The results are provisional until the end of the time limit for protests and appeals and the completion of the technical checks.

Clerk Of The Course: **Kocsik Tamas**
 Publication Time: **13:57**

These data/results cannot be reproduced, stored and/or transmitted in whole or in part by any manner of electronic, mechanical, photocopying, recording, broadcasting or otherwise now known or herein after developed without the previous express consent by the copyright owner, except for reproduction in daily press and regular printed publications on sale to the public within 60 days of the event related to those data/results and always provided that copyright symbol appears together as follows below.

© DORNA WSBK ORGANIZATION Srl 2026





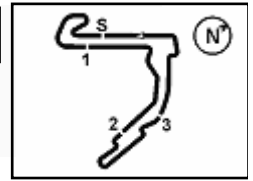
Motul Hungarian Round, 1-3 May 2026
Riders Standings

Balaton Park Circuit 4.075 m

Rider	Points	Points From First	Points From Previous	March 29	April 19	May 3	June 14	July 12	October 18									
				PORTIMAO	ASSEN	BALATON	MISANO	DONINGTON	JEREZ									
1 HERRERA Maria (ESP)	115			25 20 1 1	25 20 1 1	25 1												
2 NEILA Beatriz (ESP)	97	18		16 16 3 3	20 25 2 2	20 2												
3 PONZIANI Roberta (ITA)	65	50	32	10 13 6 4	16 13 4 3	13 3												
4 RAMOS Paola (ESP)	61	54	4	20 25 2 1		16 3 4												
5 SARAPUECH Muklada (THA)	45	70	16	5 7 11 11	11 11 6 5	11 5												
6 RIVERA Natalia (ESP)	41	74	4	8 9 8 6	10 5 5 6	9 6												
7 JONES Chloe (GBR)	38	77	3	3 2 13 14	13 10 8 8	10 7												
8 BOUDESSEUL Lucie (FRA)	36	79	2	13 4 10	16 7 14 7	7 8												
9 RUIZ Pakita (ESP)	35	80	1	9 11 7 5		7 8 7 9												
10 CERPA Yvonne (ESP)	28	87	7	7 10 9 6		9 2 9 10												
11 RELPH Tayla (AUS)	27	88	1	6 8 10 9		8 5 11 11												
12 MADRIGAL Astrid (MEX)	24	91	3		5 9 4 6 14 11 13 12													
13 SANCHEZ Sara (ESP)	20	95	4	11 6 5 6		3 13 9 12												
14 DANAK Karolina (POL)	18	97	2	2 4 14 13		8 4 11 14												
15 CARRENO Isis (CHI)	9	106	9		6 3 17 18													
16 DAL ZOTTO Denise (ITA)	9	106	0	1 5 2 1 16 17 15 15														
17 BARALE Arianna (ITA)	7	108	2		7 15 16													
18 VIEILLARD Line (FRA)	7	108	0	4 3 12 12														
19 DOBBS Mallory (USA)	6	109	1		6 18													
20 SOWA Patrycja (POL)	4	111	2		4 19 20													
21 MICHEL Lucy (GER)	3	112	1		3 20 21													
22 HAND Katie (GBR)	2	113	1		2 21 22													
23 OUREDNIKOVA Adela (CZE)	2	113	0	1 1 15 16														
24 BONDI Emily (FRA)	1	114	1		1 24													

02/05/2026 First Line: Championship Standings - Second Line: Ranking Progression
 These data/results cannot be reproduced, stored and/or transmitted in whole or in part by any manner of electronic, mechanical, photocopying, recording, broadcasting or otherwise now known or herein after developed without the previous express consent by the copyright owner, except for reproduction in daily press and regular printed publications on sale to the public within 60 days of the event related to those data/results and always provided that copyright symbol appears together as follows below.
 © DORNA WSBK ORGANIZATION Srl 2026





Balaton Park Circuit 4.075 m

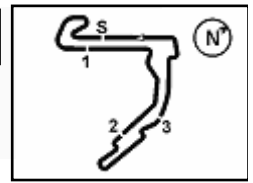
Motul Hungarian Round, 1-3 May 2026
Pirelli Best Lap Award

	Points	Points From First	Points From Previous	March 29 PORTIMAO	April 19 ASSEN	May 3 BALATON	June 14 MISANO	July 12 DONINGTON	October 18 JEREZ								
1 NEILA Beatriz [ESP]	3			1	1 1												
2 RAMOS Paola [ESP]	1	2				1											
3 HERRERA Maria [ESP]	1	2	0	1													

02/05/2026 First Line: Race 1 & 2

These data/results cannot be reproduced, stored and/or transmitted in whole or in part by any manner of electronic, mechanical, photocopying, recording, broadcasting or otherwise now known or herein after developed without the previous express consent by the copyright owner, except for reproduction in daily press and regular printed publications on sale to the public within 60 days of the event related to those data/results and always provided that copyright symbol appears together as follows below.

© DORNA WSBK ORGANIZATION Srl 2026



Motul Hungarian Round, 1-3 May 2026
Best Finish Award Race 1

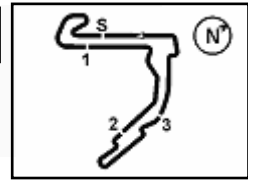
Balaton Park Circuit 4.075 m

Points	Points From First	Points From Previous	March 29	April 19	May 3	June 14	July 12	October 18										
			PORTIMAO	ASSEN	BALATON	MISANO	DONINGTON	JEREZ										
1	GUARINO	25	8	12	15													
	Martina (ITA)		17	16	19													
2	HAND	17	5	9	2	1												
	Katie (GBR)	8	18	14	23	20												
3	MICHEL	16	3	6	7													
	Lucy (GER)	9	21	19	13													
4	JONES	15	7	6	2													
	Chloe (GBR)	10	13	4	6													
5	DAL ZOTTO	15	1	3	5	3	3											
	Denise (ITA)	10	16	15	11	14	15											
6	CARRENO	14	9	4	1													
	Isis (CHI)	11	10	18	13													
7	SARAPUECH	14	2	4	6	2												
	Muklada (THA)	11	11	9	5	5												
8	OUREDNIKOVA	13	4	9														
	Adela (CZE)	12	15	15														
9	BARALE	11	1	1	9													
	Arianna (ITA)	14	20	21	9													
10	CERPA	10	9	1														
	Yvonne (ESP)	15	17	7														
11	DANAK	10	1	4	5													
	Karolina (POL)	15	14	12	8													
12	SOWA	9	1	2	6													
	Patrycja (POL)	16	22	22	12													
13	SCHEFFER	8	6	2														
	Birgit (NED)	17	18	22														
14	BOUDESSEUL	8	3	4	1													
	Lucie (FRA)	17	4	3	9													
15	DOBBS	7	3	4														
	Mallory (USA)	18	17	10														
16	RIVERA	5	1	2	2													
	Natalia (ESP)	20	8	6	7													
17	VEILLARD	5	2	2	1													
	Line (FRA)	20	12	13	18													
18	PONZIANI	4	4															
	Roberta (ITA)	21	3															
19	RAMOS	4	2		2													
	Paola (ESP)	21	1		3													
20	RUIZ	4	1	2	1													
	Pakita (ESP)	21	7	5	9													
21	HERRERA	3	3		3													
	Maria (ESP)	22	5		1													
22	BONDI	3	3		3													
	Emily (FRA)	22	5		15													
23	SANCHEZ	3	3															
	Sara (ESP)	22	5															
24	MADRIGAL	3	2		1													
	Astrid (MEX)	22	7		10													

02/05/2026 First Line: Gained Positions - Second Line: Race Position - Underline: Best Finisher

These data/results cannot be reproduced, stored and/or transmitted in whole or in part by any manner of electronic, mechanical, photocopying, recording, broadcasting or otherwise now known or herein after developed without the previous express consent by the copyright owner, except for reproduction in daily press and regular printed publications on sale to the public within 60 days of the event related to those data/results and always provided that copyright symbol appears together as follows below.

© DORNA WSBK ORGANIZATION Srl 2026



Motul Hungarian Round, 1-3 May 2026
Best Finish Award Race 1

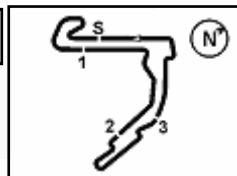
	Points	Points From First	Points From Previous	March 29 PORTIMAO	April 19 ASSEN	May 3 BALATON	June 14 MISANO	July 12 DONINGTON	October 18 JEREZ								
25 RELPH Tayla (AUS)	3	22	0	2 8	1 8												
26 NEILA Beatriz (ESP)	1	24	2	1 3													

02/05/2026

First Line: Gained Positions - Second Line: Race Position - Underline: Best Finisher

These data/results cannot be reproduced, stored and/or transmitted in whole or in part by any manner of electronic, mechanical, photocopying, recording, broadcasting or otherwise now known or herein after developed without the previous express consent by the copyright owner, except for reproduction in daily press and regular printed publications on sale to the public within 60 days of the event related to those data/results and always provided that copyright symbol appears together as follows below.

© DORNA WSBK ORGANIZATION Srl 2026



Motul Hungarian Round, 1-3 May 2026
Best Sectors & Speed Race 1

RESULTS

1	6	M. HERRERA	Yamaha YZF-R7	Laps 9
2	36	B. NEILA	Yamaha YZF-R7	0.263
3	58	P. RAMOS	Yamaha YZF-R7	0.414
4	96	R. PONZIANI	Yamaha YZF-R7	2.355
5	12	M. SARAPUECH	Yamaha YZF-R7	13.728
6	15	C. JONES	Yamaha YZF-R7	13.956
7	20	N. RIVERA	Yamaha YZF-R7	14.146
8	46	P. RUIZ	Yamaha YZF-R7	14.361
9	94	L. BOUDESSEUL	Yamaha YZF-R7	14.570
10	83	A. MADRIGAL	Yamaha YZF-R7	16.147
11	8	T. RELPH	Yamaha YZF-R7	18.074
12	66	K. DANAK	Yamaha YZF-R7	22.473
13	99	I. CARRENO	Yamaha YZF-R7	25.540
14	11	Y. CERPA	Yamaha YZF-R7	27.970
15	88	D. DAL ZOTTO	Yamaha YZF-R7	28.131
16	16	L. MICHEL	Yamaha YZF-R7	33.492
17	14	M. DOBBS	Yamaha YZF-R7	38.565
18	37	L. VIEILLARD	Yamaha YZF-R7	38.643
19	22	M. GUARINO	Yamaha YZF-R7	50.688
20	26	K. HAND	Yamaha YZF-R7	50.787
21	41	A. BARALE	Yamaha YZF-R7	51.324
22	44	P. SOWA	Yamaha YZF-R7	53.450
RET	19	A. OUREDNIKOVA	Yamaha YZF-R7	1 Lap
RET	4	E. BONDI	Yamaha YZF-R7	

SPEED

1	12	M. SARAPUECH	Yamaha YZF-R7	199,3
2	94	L. BOUDESSEUL	Yamaha YZF-R7	198,5
3	58	P. RAMOS	Yamaha YZF-R7	198,2
4	88	D. DAL ZOTTO	Yamaha YZF-R7	197,4
5	96	R. PONZIANI	Yamaha YZF-R7	197,4
6	20	N. RIVERA	Yamaha YZF-R7	196,7
7	14	M. DOBBS	Yamaha YZF-R7	196,4
8	15	C. JONES	Yamaha YZF-R7	196,0
9	6	M. HERRERA	Yamaha YZF-R7	196,0
10	44	P. SOWA	Yamaha YZF-R7	195,7
11	26	K. HAND	Yamaha YZF-R7	195,7
12	36	B. NEILA	Yamaha YZF-R7	195,3
13	46	P. RUIZ	Yamaha YZF-R7	195,3
14	66	K. DANAK	Yamaha YZF-R7	195,3
15	16	L. MICHEL	Yamaha YZF-R7	194,9
16	8	T. RELPH	Yamaha YZF-R7	194,6
17	83	A. MADRIGAL	Yamaha YZF-R7	194,6
18	99	I. CARRENO	Yamaha YZF-R7	194,6
19	19	A. OUREDNIKOVA	Yamaha YZF-R7	193,9
20	37	L. VIEILLARD	Yamaha YZF-R7	193,2
21	11	Y. CERPA	Yamaha YZF-R7	192,9
22	22	M. GUARINO	Yamaha YZF-R7	191,8
23	41	A. BARALE	Yamaha YZF-R7	191,8

SEG. 1

1	96	R. PONZIANI	33.663
2	6	M. HERRERA	33.691
3	58	P. RAMOS	33.700
4	36	B. NEILA	33.792
5	12	M. SARAPUECH	33.909
6	20	N. RIVERA	33.952
7	83	A. MADRIGAL	33.977
8	46	P. RUIZ	34.007
9	8	T. RELPH	34.022
10	15	C. JONES	34.033
11	94	L. BOUDESSEUL	34.064
12	99	I. CARRENO	34.146
13	66	K. DANAK	34.194
14	88	D. DAL ZOTTO	34.253
15	11	Y. CERPA	34.441
16	19	A. OUREDNIKOVA	34.451
17	16	L. MICHEL	34.461
18	37	L. VIEILLARD	34.463
19	14	M. DOBBS	34.754
20	41	A. BARALE	34.892
21	26	K. HAND	34.902
22	44	P. SOWA	35.039
23	22	M. GUARINO	35.078

SEG. 2

1	58	P. RAMOS	26.442
2	36	B. NEILA	26.477
3	6	M. HERRERA	26.594
4	94	L. BOUDESSEUL	26.679
5	96	R. PONZIANI	26.723
6	12	M. SARAPUECH	26.769
7	15	C. JONES	26.815
8	20	N. RIVERA	26.829
9	46	P. RUIZ	26.851
10	66	K. DANAK	26.892
11	83	A. MADRIGAL	26.910
12	8	T. RELPH	26.971
13	99	I. CARRENO	27.072
14	11	Y. CERPA	27.083
15	19	A. OUREDNIKOVA	27.211
16	88	D. DAL ZOTTO	27.295
17	14	M. DOBBS	27.320
18	37	L. VIEILLARD	27.391
19	16	L. MICHEL	27.473
20	22	M. GUARINO	27.768
21	41	A. BARALE	27.837
22	44	P. SOWA	27.981
23	26	K. HAND	28.156

SEG. 3

1	6	M. HERRERA	30.616
2	96	R. PONZIANI	30.632
3	58	P. RAMOS	30.646
4	36	B. NEILA	30.663
5	12	M. SARAPUECH	30.868
6	83	A. MADRIGAL	31.091
7	20	N. RIVERA	31.111
8	94	L. BOUDESSEUL	31.214
9	46	P. RUIZ	31.252
10	99	I. CARRENO	31.252
11	8	T. RELPH	31.260
12	15	C. JONES	31.304
13	66	K. DANAK	31.414
14	19	A. OUREDNIKOVA	31.461
15	16	L. MICHEL	31.472
16	11	Y. CERPA	31.516
17	88	D. DAL ZOTTO	31.519
18	14	M. DOBBS	31.720
19	26	K. HAND	32.023
20	37	L. VIEILLARD	32.056
21	22	M. GUARINO	32.140
22	41	A. BARALE	32.158
23	44	P. SOWA	32.232

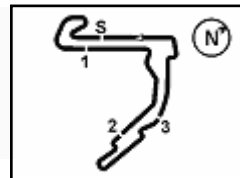
SEG. 4

1	96	R. PONZIANI	21.466
2	36	B. NEILA	21.534
3	58	P. RAMOS	21.551
4	6	M. HERRERA	21.576
5	15	C. JONES	21.627
6	12	M. SARAPUECH	21.704
7	46	P. RUIZ	21.738
8	20	N. RIVERA	21.753
9	83	A. MADRIGAL	21.765
10	94	L. BOUDESSEUL	21.775
11	99	I. CARRENO	21.859
12	8	T. RELPH	21.949
13	19	A. OUREDNIKOVA	22.016
14	14	M. DOBBS	22.035
15	16	L. MICHEL	22.058
16	88	D. DAL ZOTTO	22.064
17	66	K. DANAK	22.119
18	11	Y. CERPA	22.189
19	37	L. VIEILLARD	22.317
20	26	K. HAND	22.419
21	44	P. SOWA	22.458
22	22	M. GUARINO	22.618
23	41	A. BARALE	22.634

02/05/2026

These data/results cannot be reproduced, stored and/or transmitted in whole or in part by any manner of electronic, mechanical, photocopying, recording, broadcasting or otherwise now known or herein after developed without the previous express consent by the copyright owner, except for reproduction in daily press and regular printed publications on sale to the public within 60 days of the event related to those data/results and always provided that copyright symbol appears together as follows below.

© DORNA WSBK ORGANIZATION Srl 2026



Balaton Park Circuit 4.075 m

Motul Hungarian Round, 1-3 May 2026
Lap Chart Race 1

1 / 3

	Lap								
	1	2	3	4	5	6	7	8	9
1	36	36	6	6	36	6	6	6	6
2	6	6	36	36	6	36	36	36	36
3	58	58	58	58	58	58	58	58	58
4	96	96	96	96	96	96	96	96	96
5	8	8	12	12	12	12	12	12	12
6	12	12	8	8	20	20	20	20	15
7	15	15	15	20	15	15	15	15	20
8	46	46	46	15	8	46	46	46	46
9	20	20	20	46	46	8	94	94	94
10	94	94	94	94	94	94	8	83	83
11	83	83	83	83	83	83	83	8	8
12	99	99	99	99	99	99	66	66	66
13	11	66	66	66	66	66	99	99	99
14	66	19	19	19	11	11	11	11	11
15	19	11	11	11	19	19	19	88	88
16	37	37	37	88	88	88	88	19	16
17	14	14	88	37	37	37	16	16	14
18	88	88	14	14	14	16	14	37	37
19	26	16	16	16	16	14	37	14	22
20	16	41	22	22	22	22	22	22	26
21	41	26	41	41	26	26	26	26	41
22	22	22	26	26	41	41	41	41	44
23	44	44	44	44	44	44	44	44	44

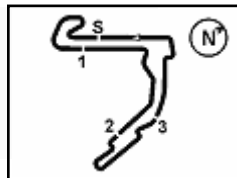
Final Result		
1	6 M. HERRERA	Laps 9
2	36 B. NEILA	0.263
3	58 P. RAMOS	0.414
4	96 R. PONZIANI	2.355
5	12 M. SARAPUECH	13.728
6	15 C. JONES	13.956
7	20 N. RIVERA	14.146
8	46 P. RUIZ	14.361
9	94 L. BOUDESSEUL	14.570
10	83 A. MADRIGAL	16.147
11	8 T. RELPH	18.074
12	66 K. DANAK	22.473
13	99 I. CARRENO	25.540
14	11 Y. CERPA	27.970
15	88 D. DAL ZOTTO	28.131
16	16 L. MICHEL	33.492
17	14 M. DOBBS	38.565
18	37 L. VIEILLARD	38.643
19	22 M. GUARINO	50.688
20	26 K. HAND	50.787
21	41 A. BARALE	51.324
22	44 P. SOWA	53.450
RET	19 A. OUREDNICKOVA	1 Lap
RET	4 E. BONDI	

02/05/2026

These data/results cannot be reproduced, stored and/or transmitted in whole or in part by any manner of electronic, mechanical, photocopying, recording, broadcasting or otherwise now known or herein after developed without the previous express consent by the copyright owner, except for reproduction in daily press and regular printed publications on sale to the public within 60 days of the event related to those data/results and always provided that copyright symbol appears together as follows below.

© DORNA WSBK ORGANIZATION Srl 2026





Balaton Park Circuit 4.075 m

Motul Hungarian Round, 1-3 May 2026

Lap Chart Race 1

2 / 3

Lap 1		
1	36 B.Neila	1'55.920
2	6 M.Herrera	0.261
3	58 P.Ramos	1.471
4	96 R.Ponziani	1.720
5	8 T.Relph	2.092
6	12 M.Sarapuech	2.184
7	15 C.Jones	2.929
8	46 P.Ruiz	3.418
9	20 N.Rivera	3.627
10	94 L.Boudesseul	3.831
11	83 A.Madrigal	4.026
12	99 I.Carreno	4.415
13	11 Y.Cerpa	4.937
14	66 K.Danak	5.198
15	19 A.Durednickova	5.528
16	37 L.Vieillard	6.230
17	14 M.Dobbs	6.458
18	88 D.Dal Zotto	6.960
19	26 K.Hand	7.329
20	16 L.Michel	8.311
21	41 A.Barale	8.322
22	22 M.Guarino	8.982
23	44 P.Sowa	9.232

23	44 P.Sowa	21.270
----	------------------	--------

Lap 4		
1	6 M.Herrera	7'36.191
2	36 B.Neila	0.145
3	58 P.Ramos	1.134
4	96 R.Ponziani	1.346
5	12 M.Sarapuech	3.895
6	8 T.Relph	5.670
7	20 N.Rivera	5.790
8	15 C.Jones	5.965
9	46 P.Ruiz	6.169
10	94 L.Boudesseul	6.619
11	83 A.Madrigal	6.882
12	99 I.Carreno	8.660
13	66 K.Danak	10.275
14	19 A.Durednickova	14.294
15	11 Y.Cerpa	14.590
16	88 D.Dal Zotto	15.045
17	37 L.Vieillard	16.115
18	14 M.Dobbs	16.762
19	16 L.Michel	17.653
20	22 M.Guarino	24.610
21	41 A.Barale	25.681
22	26 K.Hand	25.975
23	44 P.Sowa	26.509

21	26 K.Hand	34.391
22	41 A.Barale	34.773
23	44 P.Sowa	35.504

Lap 7		
1	6 M.Herrera	13'16.205
2	36 B.Neila	0.541
3	58 P.Ramos	0.851
4	96 R.Ponziani	0.981
5	12 M.Sarapuech	9.203
6	20 N.Rivera	9.407
7	15 C.Jones	9.767
8	46 P.Ruiz	10.023
9	94 L.Boudesseul	11.066
10	8 T.Relph	11.931
11	83 A.Madrigal	12.068
12	66 K.Danak	17.010
13	99 I.Carreno	17.405
14	11 Y.Cerpa	22.224
15	19 A.Durednickova	22.782
16	88 D.Dal Zotto	22.928
17	16 L.Michel	26.369
18	14 M.Dobbs	27.622
19	37 L.Vieillard	27.858
20	22 M.Guarino	39.939
21	26 K.Hand	40.068
22	41 A.Barale	40.557
23	44 P.Sowa	40.811

19	22 M.Guarino	50.688
20	26 K.Hand	50.787
21	41 A.Barale	51.324
22	44 P.Sowa	53.450

Lap 2		
1	36 B.Neila	3'49.374
2	6 M.Herrera	0.298
3	58 P.Ramos	1.512
4	96 R.Ponziani	1.689
5	8 T.Relph	3.017
6	12 M.Sarapuech	3.161
7	15 C.Jones	3.612
8	46 P.Ruiz	4.338
9	20 N.Rivera	4.476
10	94 L.Boudesseul	4.951
11	83 A.Madrigal	5.285
12	99 I.Carreno	5.937
13	66 K.Danak	6.787
14	19 A.Durednickova	8.080
15	11 Y.Cerpa	8.470
16	37 L.Vieillard	9.276
17	14 M.Dobbs	9.697
18	88 D.Dal Zotto	9.843
19	16 L.Michel	11.980
20	41 A.Barale	13.929
21	26 K.Hand	14.039
22	22 M.Guarino	14.589
23	44 P.Sowa	15.509

Lap 5		
1	36 B.Neila	9'30.354
2	6 M.Herrera	0.224
3	58 P.Ramos	0.454
4	96 R.Ponziani	0.651
5	12 M.Sarapuech	6.454
6	20 N.Rivera	6.563
7	15 C.Jones	6.697
8	8 T.Relph	7.103
9	46 P.Ruiz	7.288
10	94 L.Boudesseul	7.559
11	83 A.Madrigal	7.760
12	99 I.Carreno	10.690
13	66 K.Danak	11.669
14	11 Y.Cerpa	16.588
15	19 A.Durednickova	16.778
16	88 D.Dal Zotto	17.029
17	37 L.Vieillard	18.620
18	14 M.Dobbs	18.859
19	16 L.Michel	19.407
20	22 M.Guarino	28.798
21	26 K.Hand	29.586
22	41 A.Barale	30.006
23	44 P.Sowa	30.473

Lap 8		
1	6 M.Herrera	15'08.956
2	36 B.Neila	0.416
3	58 P.Ramos	0.644
4	96 R.Ponziani	0.904
5	12 M.Sarapuech	11.322
6	20 N.Rivera	11.685
7	15 C.Jones	11.828
8	46 P.Ruiz	12.304
9	94 L.Boudesseul	12.560
10	83 A.Madrigal	14.399
11	8 T.Relph	15.329
12	66 K.Danak	19.804
13	99 I.Carreno	21.421
14	11 Y.Cerpa	25.088
15	88 D.Dal Zotto	25.363
16	19 A.Durednickova	25.737
17	16 L.Michel	29.484
18	37 L.Vieillard	33.131
19	14 M.Dobbs	33.229
20	22 M.Guarino	45.783
21	26 K.Hand	45.900
22	41 A.Barale	46.326
23	44 P.Sowa	46.888

Lap 3		
1	6 M.Herrera	5'42.760
2	36 B.Neila	0.182
3	58 P.Ramos	1.426
4	96 R.Ponziani	1.563
5	12 M.Sarapuech	3.467
6	8 T.Relph	4.340
7	15 C.Jones	4.595
8	46 P.Ruiz	5.062
9	20 N.Rivera	5.152
10	94 L.Boudesseul	5.567
11	83 A.Madrigal	6.027
12	99 I.Carreno	6.881
13	66 K.Danak	8.361
14	19 A.Durednickova	11.358
15	11 Y.Cerpa	11.946
16	37 L.Vieillard	12.725
17	88 D.Dal Zotto	12.855
18	14 M.Dobbs	13.125
19	16 L.Michel	14.761
20	22 M.Guarino	20.017
21	41 A.Barale	20.498
22	26 K.Hand	20.785

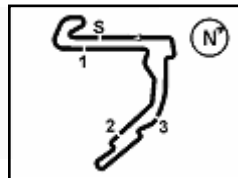
Lap 6		
1	6 M.Herrera	11'23.519
2	36 B.Neila	0.271
3	58 P.Ramos	0.467
4	96 R.Ponziani	0.792
5	12 M.Sarapuech	7.525
6	20 N.Rivera	8.059
7	15 C.Jones	8.275
8	46 P.Ruiz	8.515
9	8 T.Relph	9.302
10	94 L.Boudesseul	9.480
11	83 A.Madrigal	9.637
12	99 I.Carreno	13.961
13	66 K.Danak	14.136
14	11 Y.Cerpa	19.292
15	19 A.Durednickova	19.649
16	88 D.Dal Zotto	19.931
17	37 L.Vieillard	22.580
18	16 L.Michel	22.684
19	14 M.Dobbs	22.861
20	22 M.Guarino	34.171

Lap 9		
1	6 M.Herrera	17'02.121
2	36 B.Neila	0.263
3	58 P.Ramos	0.414
4	96 R.Ponziani	2.355
5	12 M.Sarapuech	13.728
6	15 C.Jones	13.956
7	20 N.Rivera	14.146
8	46 P.Ruiz	14.361
9	94 L.Boudesseul	14.570
10	83 A.Madrigal	16.147
11	8 T.Relph	18.074
12	66 K.Danak	22.473
13	99 I.Carreno	25.540
14	11 Y.Cerpa	27.970
15	88 D.Dal Zotto	28.131
16	16 L.Michel	33.492
17	14 M.Dobbs	38.565
18	37 L.Vieillard	38.643

02/05/2026

These data/results cannot be reproduced, stored and/or transmitted in whole or in part by any manner of electronic, mechanical, photocopying, recording, broadcasting or otherwise now known or herein after developed without the previous express consent by the copyright owner, except for reproduction in daily press and regular printed publications on sale to the public within 60 days of the event related to those data/results and always provided that copyright symbol appears together as follows below.

© DORNA WSBK ORGANIZATION Srl 2026



Motul Hungarian Round, 1-3 May 2026
Lap Chart Race 1

Race Pace Comparison

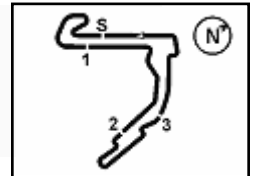
	6 Her	36 Nei	58 Ram	96 Pon	12 Sar	15 Jon	20 Riv	46 Rui	94 Bou	83 Mad	8 Rel	66 Dan	99 Car	11 Cer
1	1'56.181	1'55.920	1'57.391	1'57.640	1'58.104	1'58.849	1'59.547	1'59.338	1'59.751	1'59.946	1'58.012	2'01.118	2'00.335	2'00.857
2	1'53.491	1'53.454	1'53.495	1'53.423	1'54.431	1'54.137	1'54.303	1'54.374	1'54.574	1'54.713	1'54.379	1'55.043	1'54.976	1'56.987
3	1'53.088	1'53.568	1'53.300	1'53.260	1'53.692	1'54.369	1'54.062	1'54.110	1'54.002	1'54.128	1'54.709	1'54.960	1'54.330	1'56.862
4	1'53.431	1'53.394	1'53.139	1'53.214	1'53.859	1'54.801	1'54.069	1'54.538	1'54.483	1'54.286	1'54.761	1'55.345	1'55.210	1'56.075
5	1'54.387	1'54.018	1'53.483	1'53.468	1'56.722	1'54.895	1'54.936	1'55.282	1'55.103	1'55.041	1'55.596	1'55.557	1'56.193	1'56.161
6	1'52.941	1'53.436	1'53.178	1'53.306	1'54.236	1'54.743	1'54.661	1'54.392	1'55.086	1'55.042	1'55.364	1'55.632	1'56.436	1'55.869
7	1'52.686	1'52.956	1'53.070	1'52.875	1'54.364	1'54.178	1'54.034	1'54.194	1'54.272	1'55.117	1'55.315	1'55.560	1'56.130	1'55.618
8	1'52.751	1'52.626	1'52.544	1'52.674	1'54.870	1'54.812	1'55.029	1'55.032	1'54.245	1'55.082	1'56.149	1'55.545	1'56.767	1'55.615
9	1'53.165	1'53.012	1'52.935	1'54.616	1'55.571	1'55.293	1'55.626	1'55.222	1'55.175	1'54.913	1'55.910	1'55.834	1'57.284	1'56.047

	88 Dal	16 Mic	14 Dob	37 Vie	22 Gua	26 Han	41 Bar	44 Sow	19 Dur
1	2'02.880	2'04.231	2'02.378	2'02.150	2'04.902	2'03.249	2'04.242	2'05.152	2'01.448
2	1'56.337	1'57.123	1'56.693	1'56.500	1'59.061	2'00.164	1'59.061	1'59.731	1'56.006
3	1'56.398	1'56.167	1'56.814	1'56.835	1'58.814	2'00.132	1'59.955	1'59.147	1'56.664
4	1'55.621	1'56.323	1'57.068	1'56.821	1'58.024	1'58.621	1'58.614	1'58.670	1'56.367
5	1'56.147	1'55.917	1'56.260	1'56.668	1'58.351	1'57.774	1'58.488	1'58.127	1'56.647
6	1'56.067	1'56.442	1'57.167	1'57.125	1'58.538	1'57.970	1'57.932	1'58.196	1'56.036
7	1'55.683	1'56.371	1'57.447	1'57.964	1'58.454	1'58.363	1'58.470	1'57.993	1'55.819
8	1'55.186	1'55.866	1'58.358	1'58.024	1'58.595	1'58.583	1'58.520	1'58.828	1'55.706
9	1'55.933	1'57.173	1'58.501	1'58.677	1'58.070	1'58.052	1'58.163	1'59.727	

02/05/2026

These data/results cannot be reproduced, stored and/or transmitted in whole or in part by any manner of electronic, mechanical, photocopying, recording, broadcasting or otherwise now known or herein after developed without the previous express consent by the copyright owner, except for reproduction in daily press and regular printed publications on sale to the public within 60 days of the event related to those data/results and always provided that copyright symbol appears together as follows below.

© DORNA WSBK ORGANIZATION Srl 2026



Balaton Park Circuit 4.075 m

**Motul Hungarian Round, 1-3 May 2026
Chronological Analysis Race 1**

Start at 13:13'07.314

1 / 3

1° 6 M. HERRERA [1'52.686]							
Lap	Seg.1	Seg.2	Seg.3	Seg.4	Lap Time	km/h	Local Time
1		26.860	30.777	21.659	1'56.181	104,8	13:15'03.495
2	33.691	26.909	31.116	21.775	1'53.491	194,6	13:16'56.986
3	33.839	26.761	30.805	21.683	1'53.088	193,5	13:18'50.074
4	34.042	26.824	30.907	21.658	1'53.431	193,9	13:20'43.505
5	34.451	27.112	31.086	21.738	1'54.387	192,5	13:22'37.892
6	33.915	26.645	30.740	21.641	1'52.941	196,0	13:24'30.833
7	33.774	26.704	30.616	21.592	1'52.686	193,9	13:26'23.519
8	33.843	26.670	30.662	21.576	1'52.751	192,5	13:28'16.270
9	33.934	26.594	30.803	21.834	1'53.165	191,2	13:30'09.435

Race Time 17'02.121

1		27.626	31.874	21.861	1'58.849	111,6	13:15'06.163
2	34.368	26.815	31.327	21.627	1'54.137	192,9	13:17'00.300
3	34.033	26.903	31.488	21.945	1'54.369	194,6	13:18'54.669
4	34.432	27.137	31.374	21.858	1'54.801	195,3	13:20'49.470
5	34.600	27.040	31.385	21.870	1'54.895	196,0	13:22'44.365
6	34.505	27.037	31.533	21.668	1'54.743	194,2	13:24'39.108
7	34.162	26.974	31.304	21.738	1'54.178	194,9	13:26'33.286
8	34.399	27.093	31.438	21.882	1'54.812	192,5	13:28'28.098
9	34.359	27.133	31.422	22.379	1'55.293	194,2	13:30'23.391

Race Time 17'16.077

2° 36 B. NEILA [1'52.626]							
Lap	Seg.1	Seg.2	Seg.3	Seg.4	Lap Time	km/h	Local Time
1		26.882	31.093	21.824	1'55.920	99,9	13:15'03.234
2	33.889	26.914	30.895	21.756	1'53.454	190,8	13:16'56.688
3	34.039	27.044	30.885	21.600	1'53.568	189,8	13:18'50.256
4	34.148	26.670	30.904	21.672	1'53.394	194,9	13:20'43.650
5	34.264	27.024	30.922	21.808	1'54.018	195,3	13:22'37.668
6	34.084	26.783	30.912	21.657	1'53.436	188,5	13:24'31.104
7	33.836	26.669	30.742	21.709	1'52.956	194,6	13:26'24.060
8	33.840	26.589	30.663	21.534	1'52.626	190,8	13:28'16.686
9	33.792	26.477	30.818	21.925	1'53.012	190,1	13:30'09.698

Race Time 17'02.384

7° 20 N. RIVERA [1'54.034]							
Lap	Seg.1	Seg.2	Seg.3	Seg.4	Lap Time	km/h	Local Time
1		27.627	32.204	22.111	1'59.547	113,3	13:15'06.861
2	34.045	26.829	31.559	21.870	1'54.303	196,7	13:17'01.164
3	34.028	27.007	31.144	21.883	1'54.062	196,7	13:18'55.226
4	33.952	26.899	31.225	21.993	1'54.069	196,4	13:20'49.295
5	34.199	27.124	31.333	22.280	1'54.936	195,7	13:22'44.231
6	34.242	27.319	31.176	21.924	1'54.661	192,2	13:24'38.892
7	34.095	27.075	31.111	21.753	1'54.034	191,8	13:26'32.926
8	34.616	27.153	31.285	21.975	1'55.029	192,2	13:28'27.955
9	34.437	27.498	31.292	22.399	1'55.626	189,5	13:30'23.581

Race Time 17'16.267

3° 58 P. RAMOS [1'52.544]							
Lap	Seg.1	Seg.2	Seg.3	Seg.4	Lap Time	km/h	Local Time
1		27.328	31.400	21.784	1'57.391	108,2	13:15'04.705
2	33.916	27.004	30.771	21.804	1'53.495	193,2	13:16'58.200
3	33.799	27.061	30.753	21.687	1'53.300	192,5	13:18'51.500
4	33.830	27.066	30.692	21.551	1'53.139	193,9	13:20'44.639
5	33.700	27.094	30.942	21.747	1'53.483	192,9	13:22'38.122
6	33.924	26.758	30.926	21.570	1'53.178	195,7	13:24'31.300
7	33.720	26.860	30.889	21.601	1'53.070	198,2	13:26'24.370
8	33.707	26.442	30.828	21.567	1'52.544	194,6	13:28'16.914
9	33.896	26.626	30.646	21.767	1'52.935	195,3	13:30'09.849

Race Time 17'02.535

8° 46 P. RUIZ [1'54.110]							
Lap	Seg.1	Seg.2	Seg.3	Seg.4	Lap Time	km/h	Local Time
1		28.153	32.356	22.015	1'59.338	103,3	13:15'06.652
2		26.970	31.567	21.830	1'54.374C	193,2	13:17'01.026
3	34.038	26.851	31.252	21.969	1'54.110	192,9	13:18'55.136
4	34.164	26.945	31.651	21.778	1'54.538	193,5	13:20'49.674
5	34.482	27.201	31.664	21.935	1'55.282	195,3	13:22'44.956
6	34.217	27.017	31.420	21.738	1'54.392	193,5	13:24'39.348
7	34.033	27.036	31.381	21.744	1'54.194	194,2	13:26'33.542
8	34.353	27.349	31.465	21.865	1'55.032	192,2	13:28'28.574
9	34.438	27.027	31.359	22.398	1'55.222	190,8	13:30'23.796

Race Time 17'16.482

4° 96 R. PONZIANI [1'52.674]							
Lap	Seg.1	Seg.2	Seg.3	Seg.4	Lap Time	km/h	Local Time
1		27.280	31.659	21.764	1'57.640	99,8	13:15'04.954
2	33.843	27.024	30.948	21.608	1'53.423	196,4	13:16'58.377
3	33.861	26.969	30.964	21.466	1'53.260	196,4	13:18'51.637
4	34.106	26.825	30.781	21.502	1'53.214	197,4	13:20'44.851
5	33.739	27.042	31.139	21.548	1'53.468	197,1	13:22'38.319
6	33.939	26.788	30.990	21.589	1'53.306	197,1	13:24'31.625
7	33.663	26.787	30.865	21.560	1'52.875	196,0	13:26'24.500
8	33.844	26.723	30.632	21.475	1'52.674	197,4	13:28'17.174
9	34.193	27.178	31.228	22.017	1'54.616	194,2	13:30'11.790

Race Time 17'04.476

9° 94 L. BOUDESSEUL [1'54.002]							
Lap	Seg.1	Seg.2	Seg.3	Seg.4	Lap Time	km/h	Local Time
1		27.479	32.393	22.029	1'59.751	116,4	13:15'07.065
2	34.427	26.877	31.389	21.881	1'54.574	198,5	13:17'01.639
3	34.144	26.869	31.214	21.775	1'54.002	196,4	13:18'55.641
4	34.064	26.929	31.647	21.843	1'54.483	197,1	13:20'50.124
5	34.257	27.316	31.625	21.905	1'55.103	195,7	13:22'45.227
6	34.249	26.895	32.029	21.913	1'55.086	195,7	13:24'40.313
7	34.157	26.772	31.474	21.869	1'54.272	198,2	13:26'34.585
8	34.295	26.679	31.405	21.866	1'54.245	192,5	13:28'28.830
9	34.451	26.932	31.613	22.179	1'55.175	196,4	13:30'24.005

Race Time 17'16.691

5° 12 M. SARAPUECH [1'53.692]							
Lap	Seg.1	Seg.2	Seg.3	Seg.4	Lap Time	km/h	Local Time
1		27.557	31.526	21.704	1'58.104	112,2	13:15'05.418
2	34.855	26.769	31.053	21.754	1'54.431	199,3	13:16'59.849
3	33.909	26.806	31.260	21.717	1'53.692	197,1	13:18'53.541
4	34.132	26.965	30.868	21.894	1'53.859	192,9	13:20'47.400
5	36.347	27.083	31.206	22.086	1'56.722	190,8	13:22'44.122
6	34.375	27.041	31.036	21.784	1'54.236	188,8	13:24'38.358
7	34.468	27.012	31.128	21.756	1'54.364	190,8	13:26'32.722
8	34.597	27.175	31.200	21.898	1'54.870	190,1	13:28'27.592
9	34.671	27.118	31.184	22.598	1'55.571	189,1	13:30'23.163

Race Time 17'15.849

10° 83 A. MADRIGAL [1'54.128]							
Lap	Seg.1	Seg.2	Seg.3	Seg.4	Lap Time	km/h	Local Time
1		27.553	32.510	21.875	1'59.946	114,0	13:15'07.260
2	34.370	27.247	31.292	21.804	1'54.713	194,6	13:17'01.973
3	34.312	26.910	31.091	21.815	1'54.128	193,2	13:18'56.101
4	33.977	27.056	31.444	21.809	1'54.286	192,5	13:20'50.387
5	34.297	27.555	31.388	21.801	1'55.041	192,5	13:22'45.428
6	34.186	27.283	31.808	21.765	1'55.042	192,2	13:24'40.470
7	34.357	27.121	31.566	22.073	1'55.117	194,6	13:26'35.587
8	34.504	27.143	31.484	21.951	1'55.082	192,9	13:28'30.669
9	34.420	27.031	31.329	22.133	1'54.913	188,8	13:30'25.582

Race Time 17'18.268

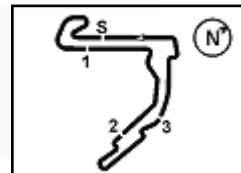
6° 15 C. JONES [1'54.137]							
Lap	Seg.1	Seg.2	Seg.3	Seg.4	Lap Time	km/h	Local Time
1		27.655	31.351	21.949	1'58.012	110,1	13:15'05.326
2	34.022	27.031	31.375	21.951	1'54.379	194,6	13:16'59.705
3	34.361	27.042	31.338	21.968	1'54.709	191,8	13:18'54.414

11° 8 T. RELPH [1'54.379]							
Lap	Seg.1	Seg.2	Seg.3	Seg.4	Lap Time	km/h	Local Time
1		27.655	31.351	21.949	1'58.012	110,1	13:15'05.326
2	34.022	27.031	31.375	21.951	1'54.379	194,6	13:16'59.705
3	34.361	27.042	31.338	21.968	1'54.709	191,8	13:18'54.414

02/05/2026 P = Pits In/Out - C = Lap Time Cancelled

These data/results cannot be reproduced, stored and/or transmitted in whole or in part by any manner of electronic, mechanical, photocopying, recording, broadcasting or otherwise now known or herein after developed without the previous express consent by the copyright owner, except for reproduction in daily press and regular printed publications on sale to the public within 60 days of the event related to those data/results and always provided that copyright symbol appears together as follows below.

© DORNA WSBK ORGANIZATION Srl 2026



Motul Hungarian Round, 1-3 May 2026
Chronological Analysis Race 1

Balaton Park Circuit 4.075 m

Start at 13:13:07.314

2 / 3

4	34.318	26.971	31.260	22.212	1'54.761	192,9	13:20'49.175	7	35.066	27.519	31.639	22.147	1'56.371	194,2	13:26'49.888
5	34.706	27.196	31.721	21.973	1'55.596	190,5	13:22'44.771	8	34.461	27.564	31.661	22.180	1'55.866	192,2	13:28'45.754
6	34.301	27.173	31.894	21.996	1'55.364	191,8	13:24'40.135	9	34.996	27.473	32.075	22.629	1'57.173C	192,2	13:30'42.927
7	34.521	27.074	31.545	22.175	1'55.315	193,2	13:26'35.450								
8	35.354	27.131	31.512	22.152	1'56.149	191,5	13:28'31.599								
9	34.503	27.195	31.876	22.336	1'55.910	191,2	13:30'27.509								

Race Time 17:20.195

12° 66 K. DANAK [1'54.960]							
Lap	Seg1	Seg2	Seg3	Seg4	Lap Time	km/h	Local Time
1		27.363	32.433	22.238	2'01.118	118,3	13:15'08.432
2	34.194	26.892	31.659	22.298	1'55.043	195,3	13:17'03.475
3	34.211	26.918	31.629	22.202	1'54.960	192,5	13:18'58.435
4	34.431	26.981	31.695	22.238	1'55.345	191,5	13:20'53.780
5	34.584	27.046	31.706	22.221	1'55.557	189,1	13:22'49.337
6	34.546	26.951	31.774	22.361	1'55.632	188,8	13:24'44.969
7	34.412	27.150	31.879	22.119	1'55.560	194,9	13:26'40.529
8	34.701	27.241	31.414	22.189	1'55.545	188,8	13:28'36.074
9	34.663	27.201	31.540	22.430	1'55.834	189,5	13:30'31.908

Race Time 17:24.594

13° 99 I. CARRENO [1'54.330]							
Lap	Seg1	Seg2	Seg3	Seg4	Lap Time	km/h	Local Time
1		27.466	32.691	22.022	2'00.335	120,5	13:15'07.649
2	34.258	27.194	31.665	21.859	1'54.976	194,6	13:17'02.625
3	34.146	27.072	31.252	21.860	1'54.330	193,2	13:18'56.955
4	34.209	27.218	31.420	22.363	1'55.210	192,9	13:20'52.165
5	34.657	27.338	31.717	22.481	1'56.193	190,5	13:22'48.358
6	34.764	27.324	31.914	22.434	1'56.436	188,2	13:24'44.794
7	34.830	27.260	31.738	22.302	1'56.130	190,5	13:26'40.924
8	35.157	27.305	31.785	22.520	1'56.767	189,5	13:28'37.691
9	34.999	27.665	32.000	22.620	1'57.284	189,1	13:30'34.975

Race Time 17:27.661

14° 11 Y. CERPA [1'55.615]							
Lap	Seg1	Seg2	Seg3	Seg4	Lap Time	km/h	Local Time
1		27.594	32.678	22.341	2'00.857	120,4	13:15'08.171
2	34.546	27.193	32.447	22.801	1'56.987	191,2	13:17'05.158
3	34.897	27.844	31.753	22.368	1'56.862	186,5	13:19'02.020
4	34.578	27.254	31.736	22.507	1'56.075	188,5	13:20'58.095
5	34.547	27.110	32.207	22.297	1'56.161	191,2	13:22'54.256
6	34.498	27.160	32.079	22.132	1'55.869C	190,5	13:24'50.125
7	34.441	27.083	31.891	22.203	1'55.618	192,9	13:26'45.743
8	34.675	27.206	31.545	22.189	1'55.615	190,8	13:28'41.358
9	34.675	27.425	31.516	22.431	1'56.047	190,8	13:30'37.405

Race Time 17:30.091

15° 88 D. DAL ZOTTO [1'55.186]							
Lap	Seg1	Seg2	Seg3	Seg4	Lap Time	km/h	Local Time
1		28.225	32.832	22.339	2'02.880	126,2	13:15'10.194
2	34.461	27.909	31.811	22.156	1'56.337	194,2	13:17'06.531
3	34.437	27.715	31.942	22.304	1'56.398	197,4	13:19'02.929
4	34.326	27.547	31.651	22.097	1'55.621	196,0	13:20'58.550
5	34.352	27.401	32.135	22.259	1'56.147	191,8	13:22'54.697
6	34.610	27.580	31.718	22.159	1'56.067	190,5	13:24'50.764
7	34.508	27.521	31.590	22.064	1'55.683	194,9	13:26'46.447
8	34.253	27.295	31.519	22.119	1'55.186	193,2	13:28'41.633
9	34.543	27.543	31.537	22.310	1'55.933	191,5	13:30'37.566

Race Time 17:30.252

16° 16 L. MICHEL [1'55.866]							
Lap	Seg1	Seg2	Seg3	Seg4	Lap Time	km/h	Local Time
1		28.741	32.528	22.882	2'04.231	123,3	13:15'11.545
2	35.524	27.901	31.640	22.058	1'57.123	194,9	13:17'08.668
3	34.570	27.851	31.472	22.274	1'56.167	194,2	13:19'04.835
4	34.629	27.691	31.662	22.341	1'56.323	194,6	13:21'01.158
5	34.494	27.534	31.574	22.315	1'55.917	193,5	13:22'57.075
6	34.485	27.551	31.880	22.526	1'56.442	194,2	13:24'53.517

17° 14 M. DOBBS [1'56.260]							
Lap	Seg1	Seg2	Seg3	Seg4	Lap Time	km/h	Local Time
1		27.991	32.814	22.209	2'02.378	122,7	13:15'09.692
2	34.855	27.608	32.029	22.201	1'56.693	195,7	13:17'06.385
3	34.809	27.870	32.067	22.068	1'56.814	195,3	13:19'03.199
4	34.853	27.579	32.601	22.035	1'57.068	196,4	13:21'00.267
5	34.754	27.396	31.720	22.390	1'56.260	192,5	13:22'56.527
6	35.559	27.320	31.843	22.445	1'57.167	194,9	13:24'53.694
7	35.166	27.703	32.375	22.203	1'57.447	194,6	13:26'51.141
8	35.355	27.839	32.618	22.546	1'58.358	190,5	13:28'49.499
9	35.386	27.886	32.421	22.808	1'58.501C	193,5	13:30'48.000

Race Time 17:40.686

18° 37 L. VIEILLARD [1'56.500]							
Lap	Seg1	Seg2	Seg3	Seg4	Lap Time	km/h	Local Time
1		27.994	32.475	22.356	2'02.150	127,5	13:15'09.464
2	34.463	27.470	32.181	22.386	1'56.500	192,9	13:17'05.964
3	34.888	27.511	32.069	22.367	1'56.835	192,5	13:19'02.799
4	34.716	27.619	32.169	22.317	1'56.821	191,8	13:20'59.620
5	34.782	27.391	32.056	22.439	1'56.668	190,8	13:22'56.288
6	34.859	27.485	32.168	22.613	1'57.125	189,8	13:24'53.413
7	35.050	27.718	32.664	22.532	1'57.964	191,8	13:26'51.377
8	35.040	27.864	32.613	22.507	1'58.024	193,2	13:28'49.401
9	35.094	28.010	32.558	23.015	1'58.677C	189,5	13:30'48.078

Race Time 17:40.764

19° 22 M. GUARINO [1'58.024]							
Lap	Seg1	Seg2	Seg3	Seg4	Lap Time	km/h	Local Time
1		28.155	32.873	22.886	2'04.902	132,8	13:15'12.216
2	35.766	27.883	32.529	22.883	1'59.061	191,8	13:17'11.277
3	35.286	27.822	32.990	22.716	1'58.814	191,2	13:19'10.091
4	35.348	27.768	32.290	22.618	1'58.024	188,2	13:21'08.115
5	35.399	28.108	32.140	22.704	1'58.351	188,2	13:23'06.466
6	35.294	28.091	32.233	22.920	1'58.538	187,2	13:25'05.004
7	35.078	28.339	32.382	22.655	1'58.454	189,5	13:27'03.458
8	35.258	28.036	32.423	22.878	1'58.595	187,2	13:29'02.053
9	35.104	27.855	32.250	22.861	1'58.070C	188,2	13:31'00.123

Race Time 17:52.809

20° 26 K. HAND [1'57.774]							
Lap	Seg1	Seg2	Seg3	Seg4	Lap Time	km/h	Local Time
1		28.264	32.652	22.419	2'03.249	130,9	13:15'10.563
2	36.903	28.294	32.381	22.586	2'00.164	195,7	13:17'10.727
3	35.501	28.205	32.732	23.694	2'00.132	193,5	13:19'10.859
4	35.108	28.480	32.391	22.642	1'58.621	194,9	13:21'09.480
5	34.952	28.156	32.068	22.598	1'57.774	193,9	13:23'07.254
6	35.000	28.274	32.099	22.597	1'57.970	191,2	13:25'05.224
7	34.902	28.282	32.596	22.583	1'58.363	195,7	13:27'03.587
8	35.188	28.398	32.206	22.791	1'58.583	191,8	13:29'02.170
9	35.085	28.171	32.023	22.773	1'58.052C	191,2	13:31'00.222

Race Time 17:52.908

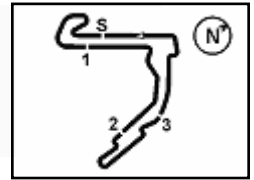
21° 41 A. BARALE [1'57.932]							
Lap	Seg1	Seg2	Seg3	Seg4	Lap Time	km/h	Local Time
1		28.562	32.778	23.040	2'04.242	128,1	13:15'11.556
2	35.401	28.352	32.625	22.683	1'59.061	191,8	13:17'10.617
3	35.554	28.401	33.036	22.964	1'59.955	189,8	13:19'10.572
4	35.287	28.130	32.447	22.750	1'58.614	189,8	13:21'09.186
5	35.159	28.383	32.191	22.755	1'58.488	188,5	13:23'07.674
6	35.129	27.837	32.332	22.634	1'57.932	190,5	13:25'05.606
7	34.915	28.028	32.770	22.757	1'58.470	191,2	13:27'04.076
8	34.971	28.304	32.216	23.029	1'58.520	188,5	13:29'02.596
9	34.892	28.038	32.158	23.075	1'58.163C	191,5	13:31'00.759

02/05/2026 P = Pits In/Out - C = Lap Time Cancelled

These data/results cannot be reproduced, stored and/or transmitted in whole or in part by any manner of electronic, mechanical, photocopying, recording, broadcasting or otherwise now known or herein after developed without the previous express consent by the copyright owner, except for reproduction in daily press and regular printed publications on sale to the public within 60 days of the event related to those data/results and always provided that copyright symbol appears together as follows below.

© DORNA WSBK ORGANIZATION Srl 2026





Motul Hungarian Round, 1-3 May 2026
Chronological Analysis Race 1

Start at 13:13'07.314

Race Time 17'53.445

22° 44 P. SOWA [1'57.993]							
Lap	Seg.1	Seg.2	Seg.3	Seg.4	Lap Time	km/h	Local Time
1		28.734	33.173	22.814	2'05.152	132,0	13:15'12.466
2	35.602	28.627	32.677	22.825	1'59.731	195,7	13:17'12.197
3	35.150	28.410	32.656	22.931	1'59.147	192,5	13:19'11.344
4	35.141	28.445	32.521	22.563	1'58.670	193,9	13:21'10.014
5	35.061	28.370	32.232	22.464	1'58.127	192,9	13:23'08.141
6	35.039	28.113	32.291	22.753	1'58.196	192,2	13:25'06.337
7	35.057	27.981	32.497	22.458	1'57.993	193,9	13:27'04.330
8	35.318	28.327	32.461	22.722	1'58.828	194,2	13:29'03.158
9	35.200	28.200	33.014	23.313	1'59.727C	192,2	13:31'02.885

Race Time 17'55.571

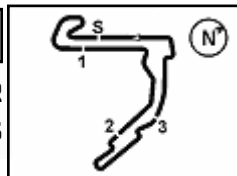
RET 19 A. OUREDNIKOVA [1'55.706]							
Lap	Seg.1	Seg.2	Seg.3	Seg.4	Lap Time	km/h	Local Time
1		27.676	32.651	22.379	2'01.448	124,6	13:15'08.762
2	34.451	27.505	31.826	22.224	1'56.006	193,9	13:17'04.768
3	34.583	27.708	32.012	22.361	1'56.664	192,2	13:19'01.432
4	34.552	27.497	31.976	22.342	1'56.367	190,8	13:20'57.799
5	34.628	27.364	32.325	22.330	1'56.647	189,1	13:22'54.446
6	34.755	27.329	31.804	22.148	1'56.036	189,5	13:24'50.482
7	34.646	27.326	31.662	22.185	1'55.819	192,5	13:26'46.301
8	34.843	27.211	31.636	22.016	1'55.706	189,5	13:28'42.007

Race Time 15'34.693

02/05/2026 P = Pits In/Out - C = Lap Time Cancelled

These data/results cannot be reproduced, stored and/or transmitted in whole or in part by any manner of electronic, mechanical, photocopying, recording, broadcasting or otherwise now known or herein after developed without the previous express consent by the copyright owner, except for reproduction in daily press and regular printed publications on sale to the public within 60 days of the event related to those data/results and always provided that copyright symbol appears together as follows below.

© DORNA WSBK ORGANIZATION Srl 2026


Motul Hungarian Round, 1-3 May 2026
Best Laps & Speeds

No.	Rider Bike	Nat	Best Lap		FP		SP		WUP1		RC1						
			LL	SPD	LL	SPD	LL	SPD	LL	SPD	LL	SPD					
1	6 M. HERRERA Yamaha YZF-R7	ESP	1'52.264 33 196,0		1'54.179 12 192,2		1'52.264 12 194,2				1'52.686 9 196,0						
2	58 P. RAMOS Yamaha YZF-R7	ESP	1'52.544 32 198,2		1'55.154 12 193,2		1'52.826 9 189,8		1'55.488 2 191,8		1'52.544 9 198,2						
3	36 B. NEILA Yamaha YZF-R7	ESP	1'52.626 37 196,7		1'54.416 12 196,7		1'53.969 12 194,9		1'52.900 4 192,9		1'52.626 9 195,3						
4	96 R. PONZIANI Yamaha YZF-R7	ITA	1'52.674 30 197,4		1'54.366 11 193,9		1'53.587 6 191,8		1'53.852 4 194,9		1'52.674 9 197,4						
5	12 M. SARAPUECH Yamaha YZF-R7	THA	1'53.692 37 199,3		1'55.572 13 193,9		1'53.923 11 193,5		1'53.931 4 194,2		1'53.692 9 199,3						
6	99 I. CARRENO Yamaha YZF-R7	CHI	1'53.899 35 196,4		1'58.878 11 196,4		1'56.502 11 195,3		1'53.899 4 194,9		1'54.330 9 194,6						
7	94 L. BOUDESSEUL Yamaha YZF-R7	FRA	1'54.002 37 199,3		1'58.191 12 199,3		1'54.705 12 192,9		1'55.919 4 197,1		1'54.002 9 198,5						
8	20 N. RIVERA Yamaha YZF-R7	ESP	1'54.034 37 196,7		1'56.585 12 192,9		1'54.694 12 189,1		1'54.979 4 191,5		1'54.034 9 196,7						
9	46 P. RUIZ Yamaha YZF-R7	ESP	1'54.098 37 195,3		1'56.578 12 192,9		1'54.098 12 193,2		1'54.166 4 192,9		1'54.110 9 195,3						
10	83 A. MADRIGAL Yamaha YZF-R7	MEX	1'54.128 31 194,6		1'56.172 11 194,2		1'54.457 7 190,5		1'54.360 4 194,2		1'54.128 9 194,6						
11	15 C. JONES Yamaha YZF-R7	GBR	1'54.137 35 197,1		1'56.050 12 194,2		1'54.648 11 197,1		1'55.086 3 195,3		1'54.137 9 196,0						
12	8 T. RELPH Yamaha YZF-R7	AUS	1'54.167 37 194,6		1'55.787 13 192,5		1'54.167 11 188,5		1'55.017 4 191,5		1'54.379 9 194,6						
13	66 K. DANAK Yamaha YZF-R7	POL	1'54.320 38 195,3		1'57.196 12 195,3		1'55.479 12 189,5		1'54.320 5 190,5		1'54.960 9 195,3						
14	88 D. DALZOTTO Yamaha YZF-R7	ITA	1'55.186 36 197,4		1'59.811 11 193,2		1'57.200 12 194,2		1'58.336 4 191,5		1'55.186 9 197,4						
15	11 Y. CERPA Yamaha YZF-R7	ESP	1'55.213 38 197,1		1'57.762 13 197,1		1'55.622 12 195,3		1'55.213 4 193,9		1'55.615 9 192,9						
16	19 A. OUREDNIKOVA Yamaha YZF-R7	CZE	1'55.706 35 198,2		1'58.178 12 198,2		1'56.847 11 192,5		1'56.156 4 190,5		1'55.706 8 193,9						
17	16 L. MICHEL Yamaha YZF-R7	GER	1'55.866 36 200,0		1'58.972 11 200,0		1'56.613 12 197,8		1'56.105 4 193,5		1'55.866 9 194,9						
18	14 M. DOBBS Yamaha YZF-R7	USA	1'56.260 37 196,4		1'58.342 13 195,7		1'56.963 11 193,5		1'57.411 4 192,2		1'56.260 9 196,4						
19	4 E. BONDI Yamaha YZF-R7	FRA	1'56.478 15 195,7		1'57.610 11 188,5				1'56.478 4 195,7								
20	37 L. VIEILLARD Yamaha YZF-R7	FRA	1'56.500 37 193,9		2'00.224 12 193,5		1'57.330 12 193,9		1'57.764 4 191,8		1'56.500 9 193,2						
21	22 M. GUARINO Yamaha YZF-R7	ITA	1'57.156 37 191,8		2'00.743 12 189,8		1'58.573 12 188,2		1'57.156 4 190,1		1'58.024 9 191,8						
22	26 K. HAND Yamaha YZF-R7	GBR	1'57.774 36 195,7		2'00.713 12 194,6		1'59.011 12 193,9		1'58.638 3 190,8		1'57.774 9 195,7						
23	41 A. BARALE Yamaha YZF-R7	ITA	1'57.932 36 191,8		2'00.515 11 190,8		1'57.980 12 191,8		1'59.730 4 188,8		1'57.932 9 191,8						
24	44 P. SOWA Yamaha YZF-R7	POL	1'57.993 37 195,7		2'00.075 12 193,2		1'59.139 12 193,5		1'58.280 4 191,5		1'57.993 9 195,7						

02/05/2026

These data/results cannot be reproduced, stored and/or transmitted in whole or in part by any manner of electronic, mechanical, photocopying, recording, broadcasting or otherwise now known or herein after developed without the previous express consent by the copyright owner, except for reproduction in daily press and regular printed publications on sale to the public within 60 days of the event related to those data/results and always provided that copyright symbol appears together as follows below.

© DORNA WSBK ORGANIZATION Srl 2026

FICR PERUGIA TIMING



Motul Hungarian Round, 1-3 May 2026

Fastest Laps Race 1

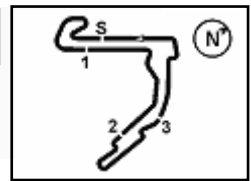
Balaton Park Circuit 4.075 m

	No.	Rider	Nat	Team	Bike	Lap	Time	Gap
1	58	P. RAMOS	ESP	Klinter Racing Team	Yamaha YZF-R7	8	1'52.544	
2	36	B. NEILA	ESP	Ampito Crescent Yamaha	Yamaha YZF-R7	8	1'52.626	0.082
3	96	R. PONZIANI	ITA	Klinter Racing Team	Yamaha YZF-R7	8	1'52.674	0.130
4	6	M. HERRERA	ESP	Terra & Vita GRT Yamaha WorldWCR	Yamaha YZF-R7	7	1'52.686	0.142
5	12	M. SARAPUECH	THA	EEST NJT Racing Team	Yamaha YZF-R7	3	1'53.692	1.148
6	94	L. BOUDESSEUL	FRA	GMT94 Yamaha	Yamaha YZF-R7	3	1'54.002	1.458
7	20	N. RIVERA	ESP	Terra & Vita GRT Yamaha WorldWCR	Yamaha YZF-R7	7	1'54.034	1.490
8	46	P. RUIZ	ESP	PR46+1 Racing Team	Yamaha YZF-R7	3	1'54.110	1.566
9	83	A. MADRIGAL	MEX	Pons Italika Racing FIMLA	Yamaha YZF-R7	3	1'54.128	1.584
10	15	C. JONES	GBR	Monster Energy Crescent Yamaha	Yamaha YZF-R7	2	1'54.137	1.593
11	99	I. CARRENO	CHI	Pons Italika Racing FIMLA	Yamaha YZF-R7	3	1'54.330	1.786
12	8	T. RELPH	AUS	Full Throttle Racing	Yamaha YZF-R7	2	1'54.379	1.835
13	66	K. DANAK	POL	Yamaha AD78 FIMLA	Yamaha YZF-R7	3	1'54.960	2.416
14	88	D. DAL ZOTTO	ITA	PATA AG Motorsport Italia	Yamaha YZF-R7	8	1'55.186	2.642
15	11	Y. CERPA	ESP	MotosCerpa-Gradara Corse	Yamaha YZF-R7	8	1'55.615	3.071
16	19	A. OUREDNIKOVA	CZE	Daftmotoracing	Yamaha YZF-R7	8	1'55.706	3.162
17	16	L. MICHEL	GER	TSL-Racing	Yamaha YZF-R7	8	1'55.866	3.322
18	14	M. DOBBS	USA	YVS Sabadell Diva Racing	Yamaha YZF-R7	5	1'56.260	3.716
19	37	L. VIEILLARD	FRA	FT Racing Academy	Yamaha YZF-R7	2	1'56.500	3.956
20	26	K. HAND	GBR	Team Trasimeno	Yamaha YZF-R7	5	1'57.774	5.230
21	41	A. BARALE	ITA	Hadden Racing Team	Yamaha YZF-R7	6	1'57.932	5.388
22	44	P. SOWA	POL	Team Trasimeno	Yamaha YZF-R7	7	1'57.993	5.449
23	22	M. GUARINO	ITA	Prata Motor Sport	Yamaha YZF-R7	4	1'58.024	5.480

02/05/2026

These data/results cannot be reproduced, stored and/or transmitted in whole or in part by any manner of electronic, mechanical, photocopying, recording, broadcasting or otherwise now known or herein after developed without the previous express consent by the copyright owner, except for reproduction in daily press and regular printed publications on sale to the public within 60 days of the event related to those data/results and always provided that copyright symbol appears together as follows below.

© DORNA WSBK ORGANIZATION Srl 2026



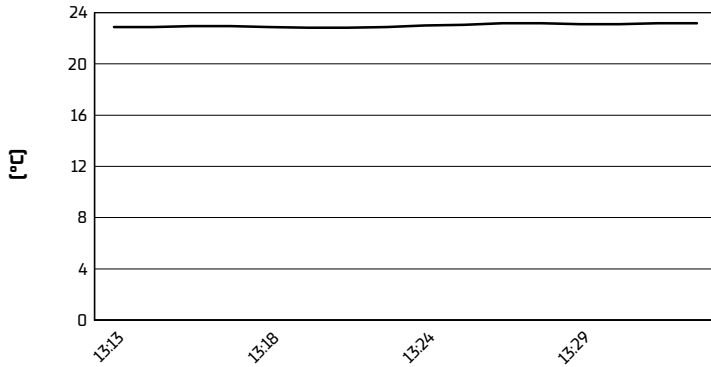
Balaton Park Circuit 4.075 m

Motul Hungarian Round, 1-3 May 2026

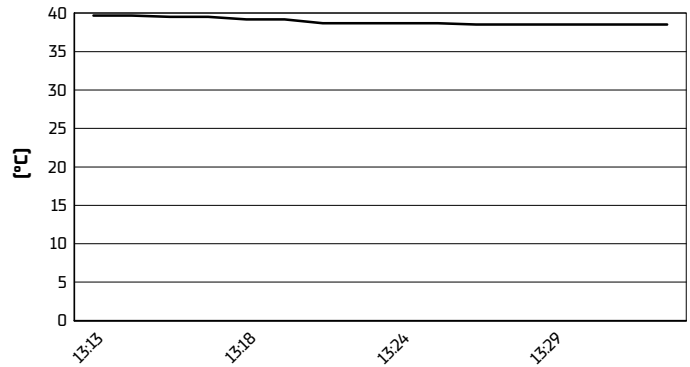
Weather Report Race 1

Session started 13:13 - Session ended 13:33


Air Temperature



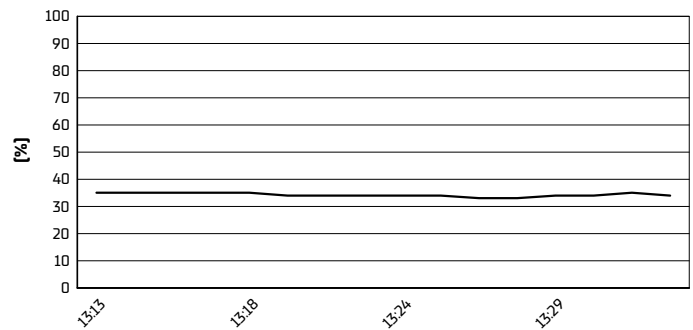
Track Temperature



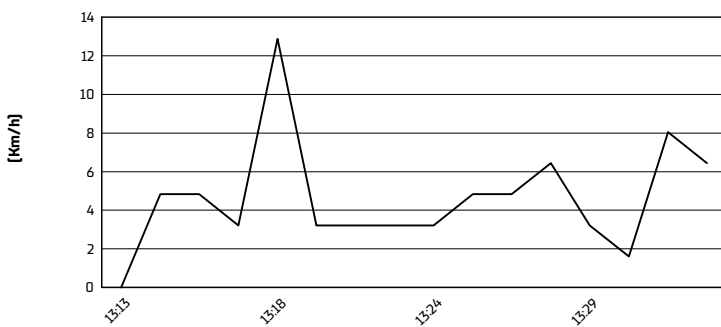
Air Pressure



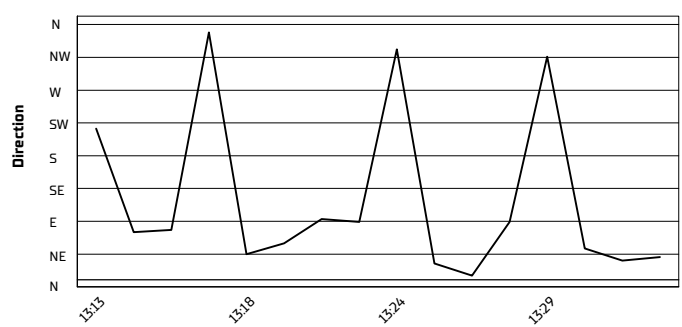
Humidity



Wind Speed



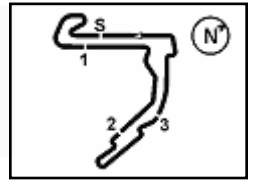
Wind Direction



02/05/2026

These data/results cannot be reproduced, stored and/or transmitted in whole or in part by any manner of electronic, mechanical, photocopying, recording, broadcasting or otherwise now known or herein after developed without the previous express consent by the copyright owner, except for reproduction in daily press and regular printed publications on sale to the public within 60 days of the event related to those data/results and always provided that copyright symbol appears together as follows below.

© DORNA WSBK ORGANIZATION Srl 2026



Motul Hungarian Round, 1-3 May 2026
Provisional Starting Grid - Race 2 (11 Laps x 4,075 km = 44,825 km)

Balaton Park Circuit 4.075 m

1	1	58 RAMOS P. Yamaha 1'52.544 RC1	2	36 NEILA B. Yamaha 1'52.626 RC1	3	96 PONZIANI R. Yamaha 1'52.674 RC1
2	4	6 HERRERA M. Yamaha 1'52.686 RC1	5	12 SARAPUECH M. Yamaha 1'53.692 RC1	6	94 BOUDESSEUL L. Yamaha 1'54.002 RC1
3	7	20 RIVERA N. Yamaha 1'54.034 RC1	8	46 RUIZ P. Yamaha 1'54.110 RC1	9	83 MADRIGAL A. Yamaha 1'54.128 RC1
4	10	8 RELPH T. Yamaha 1'54.167 SP	11	15 JONES C. Yamaha 1'54.648 SP	12	66 DANAK K. Yamaha 1'55.479 SP
5	13	11 CERPA Y. Yamaha 1'55.622 SP	14	99 CARRENO I. Yamaha 1'56.502 SP	15	16 MICHEL L. Yamaha 1'56.613 SP
6	16	19 OUREDNIKOVA A. Yamaha 1'56.847 SP	17	14 DOBBS M. Yamaha 1'56.963 SP	18	88 DAL ZOTTO D. Yamaha 1'57.200 SP
7	19	37 VIEILLARD L. Yamaha 1'57.330 SP	20	41 BARALE A. Yamaha 1'57.980 SP	21	22 GUARINO M. Yamaha 1'58.573 SP
8	22	26 HAND K. Yamaha 1'59.011 SP	23	44 SOWA P. Yamaha 1'59.139 SP	24	4 BONDI E. Yamaha

02/05/2026 The Race Director: **Stefano Carloia**

These data/results cannot be reproduced, stored and/or transmitted in whole or in part by any manner of electronic, mechanical, photocopying, recording, broadcasting or otherwise now known or herein after developed without the previous express consent by the copyright owner, except for reproduction in daily press and regular printed publications on sale to the public within 60 days of the event related to those data/results and always provided that copyright symbol appears together as follows below. © DORNA WSBK ORGANIZATION Srl 2026